

Home of Combat Airlift

Economic Impact Statement

Fiscal Year 2016



Little Rock Air Force Base

Team Little Rock



19th Airlift Wing

The 19th Airlift Wing executes, generates and supports unrivaled Combat Airlift... Anywhere, Anytime!

Priorities:

PEOPLE: Provide for the mental, physical, social, and spiritual needs of Airmen and their families

READINESS: Organize, train, and equip mission-ready Airmen

PARTNERSHIPS: Create synergy through existing and future relationships with our military and community partners



314th Airlift Wing

The 314th Airlift Wing provides the world's best C-130 Combat Airlift Training to DoD and international partners!

Priorities:

LEADERSHIP: Mission, Airmen & Families, Stewardship

TEAMWORK: Trust, Empowerment, Communication

DEVELOPMENT: People, Processes, Policy



189th Airlift Wing

The mission of the 189th Airlift Wing is to be “The premier C-130H Formal Training Unit that sets the foundation for C-130H operations world-wide. An elite team of professional Airmen who demonstrate “We Lead” by training C-130 Tactical Airlifters for Combatant Commanders and over 20 Allied nations, while providing the best training and equipped Airmen for the national objectives abroad or domestic support for the homeland.”

A Community-Based Organization:

PEOPLE: The majority of the 189th's 1,067 professional men and women – mostly drill status Guardsmen – live and work in the central Arkansas area, providing a \$49 million boost to the economy

READINESS: Guardsmen are trained and ready to serve the people of Arkansas in emergencies or natural disasters, as directed by the Governor

PARTNERSHIPS: The 189th is a key part of Team Little Rock



Team Little Rock (cont.)



913th Airlift Group

The 913th Airlift Group provides combat ready C-130 tactical airlift and support resources world-wide!

Composition:

Made up of 7 squadrons and a group staff

Employs nearly 500 people (traditional & full time)

20% of the 913th Airlift Group's work force is comprised of full-time U.S. Civil Service Civilians or Air Reserve Technicians

Air Reserve Technicians maintain dual status as a traditional reservist and civil service employee

Most members of the 913th Airlift Group live locally and contribute to the Central Arkansas economy

The Group was activated on July 13, 2014 and is part of the 22nd Air Force, Air Force Reserve Command

Little Rock Air Force Base

Economic Impact

The Economic Impact Statement (EIS) provides unclassified information about the resources and economic impact of Little Rock AFB on the surrounding community.

This document is made available to senior military officials, federal, state, and local officials, as well as local business leaders and visitors to the base.

The installation's economic impact on the local community is calculated from local area spending based on budgetary expenditures. For the computation of average pay, the local community includes Little Rock, North Little Rock, and Conway. All information captured herein is current as of Sept. 30, 2016.

The total value of Little Rock AFB's economic impact is \$469.2 million.

**EIS is prepared by the
19th Comptroller Squadron
Financial Analysis Office.**

**For questions, please contact the
Little Rock AFB Public Affairs Office.**

Telephone: 501.987.6744

Email: 19AW.PAALL@us.af.mil

Aircraft Assigned

Activity	Aircraft	No.
19th Airlift Wing (AMC)	C-130J	28
189th Airlift Wing(ANG)	C-130H	19
913th Airlift Group (AFRC)	C-130H	0
314th Airlift Wing (AETC)	C-130J	12
TOTAL AIRCRAFT:		58



Force Structure - Personnel by Classification & Housing location

1. Appropriated Fund Military	Living on Base	Living off Base	Total
Active Duty	441	3,709	4,150
Active/Traditional Reserve (913 AG)	8	442	450
Trainees/Cadets			
J officers	32	290	322
J enlisted	31	59	90
H Officers	112	342	454
H enlisted	230	94	324
NPS-Students	110	0	110
MRT-Pipeline Students	471	0	471
TOTAL MILITARY PERSONNEL	1,435	4,936	6,371
2. Active Duty Military Dependents			
Dependents			4,981
TOTAL DEPENDENTS			4,981
3. Appropriated Fund Civilians			
Civil Service Employees	17	625	642
TOTAL APPROPRIATED FUND CIVILIANS	17	625	642
4. Non-Appropriated Fund Contract			
NAF/AAFES	36	358	394
Contract/Private	2	400	402
TOTAL NON-APPROPRIATED FUND CONTRACT	38	758	796
TOTAL PERSONNEL			12,790

Force Structure - Annual Payroll by Classification & Housing location

1. Appropriated Fund Military	Living on Base	Living off Base	Total
Active Duty	\$ 18,324,306.00	\$ 157,161,038.40	\$ 175,485,344.40
Active/Traditional Reserve (913 AG)	-	-	-
Non-Extended Active Duty Res (913 AG)	\$ 170,163.00	\$ 9,401,530.00	\$ 9,571,693.00
MRA--Pipe line Students # of students/12 months	\$ 1,361,678.79	-	\$ 1,361,678.79
TOTAL APPROPRIATED FUND MILITARY	\$ 19,856,147.79	\$ 166,562,568.40	\$ 186,418,716.19
3. Appropriated Fund Civilians			
Civil Service Employees	\$ 185,966.00	\$ 42,275,458.46	\$ 42,461,424.46
4. Non-Appropriated Fund Contract			
NAF/AAFES	\$ 249,078.63	\$ 5,914,168.00	\$ 6,163,246.63
Contract/Private	-	\$ 23,103,118.93	\$ 23,103,118.93
TOTAL NON-APP. FUND CONTRACT	\$ 249,078.63	\$ 29,017,286.93	\$ 29,266,365.56
TOTAL PAYROLL EXPENDITURE	\$ 20,291,192.42	\$ 237,855,313.79	\$ 258,146,506.21

Expenditures - Construction, Services, and Procurement of Materials, Equipment, and Supplies

1. Construction	Annual Expenditures
Non-Appropriated Fund (From NAF)	\$ 109,977.51
MILCON Projects (Military Construction Program)	\$ 0
Other	\$ 30,757,276.68
TOTAL CONSTRUCTION EXPENDITURES	\$ 30,867,254.19
2. Services	
Service Contracts	\$ 10,495,654.78
Other Services	\$ 8,483,331.83
Commissary (DECA) Purchased Services	\$ 13,700.00
TOTAL SERVICES EXPENDITURES	\$ 18,992,686.61
3. Materials, Equipment, and Supplies Procurement	
Commissary (DECA) & Base Exchange (BX)	\$ 6,046,570.00
Health (TRICARE, Government cost only)	\$ 65,664,586.68
Education	\$ 2,331,279.91
TDY	\$ 297,633.00
Misc.	\$ 24,496,770.07
TOTAL MATERIALS, EQUIPMENT and SUPPLIES	\$ 98,836,839.66
TOTAL EXPENDITURES	\$ 148,696,780.46

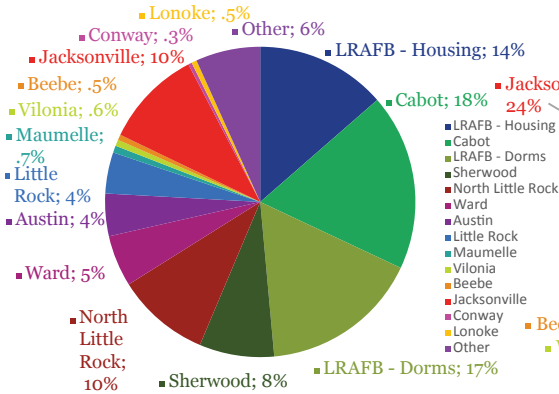
189th Airlift Wing ANG Governor's Report

Force Structure - Personnel by Classification & Housing location

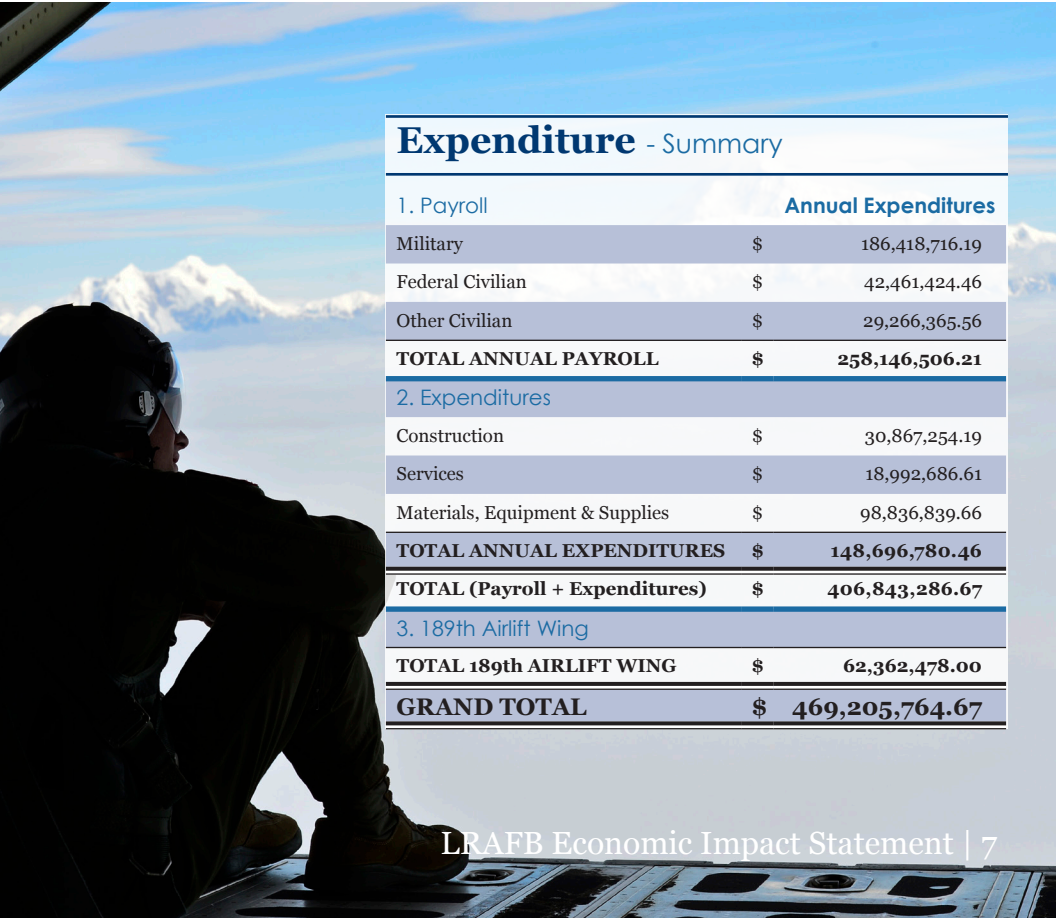
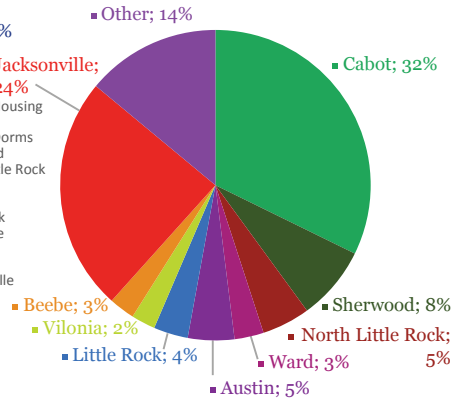
1. Pay & Allowance + Travel		
Inactive Duty Training (IDT) & IDT Travel Costs	\$	5,434,028
Active Guard Reserve (AGR) Pay/Allowances & Travel	\$	15,403,317
Annual Training (AT) & AT Travel	\$	2,151,811
Service School Program	\$	2,242,438
Special Projects/Conferences/Short Tours	\$	670,702
Recruiting/Retention & Travel	\$	12,445
Technician Pay	\$	23,250,031
Non-Prior Service Training	\$	643,460
Student Loan Repayment	\$	0
Selected Reserve Incentive Program (Bonuses)	\$	386,750
Military Personnel Appropriation (MPA) days	\$	4,647,555
TOTAL PAY & ALLOWANCE + TRAVEL	\$	54,878,150
2. Airman/Soldier Support		
Individual Clothing/InActive Duty Training (IADT) Clothing	\$	58,547
Subsistence	\$	0
Physical Exam/Medical Supplies and Services	\$	23,265
Recruiting Support Expenses	\$	29,147
Family Centers & Family Support Program	\$	20,298
TOTAL AIRMAN/SOLDIER SUPPORT	\$	131,257
3. Operations & Maintenance Support		
Direct flying operations supplies (aviation fuel)	\$	321,548
Base Operating Cost	\$	3,892,553
Transportation	\$	30,751
Communications & Visual Aids	\$	25,421
IT Equipment Purchases	\$	365,785
GSA Vehicle Expense	\$	43,400
Admin Services (Postal/Records Mgmt/Toners)	\$	1,500
Civilian Security Personnel Payroll	\$	125,200
Mobilization Offset Costs	\$	274,436
TOTAL OPERATIONS & MAINTENANCE SUPPORT	\$	5,080,594
4. Facilities Maintenance & Repair		
Sustainment, Restoration, Modernization (SRM)	\$	751,755
Facilities Operations & Maintenance Agreement (FOMA) Utilities	\$	323,914
FOMA Supplies and Services & SRM	\$	1,176,941
Safety & Environmental Expenses	\$	8,458
TOTAL FACILITIES MAINTENANCE & REPAIR	\$	2,261,041
5. Special Programs		
Counter Drug/Narcotics Program	\$	3,964
Major Military Construction	\$	0
AMP Program	\$	7,472
TOTAL SPECIAL PROGRAMS	\$	11,436
GRAND TOTAL	\$	62,362,478
EQUIPMENT ON HAND	\$	19,296,287.70
AIRFRAMES ON HAND (ANG ONLY)	\$	527,815,364.04

Residency Breakdown

Active Duty Member Residency



Civil Service Member Residency



Expenditure - Summary

1. Payroll		Annual Expenditures
Military	\$	186,418,716.19
Federal Civilian	\$	42,461,424.46
Other Civilian	\$	29,266,365.56
TOTAL ANNUAL PAYROLL	\$	258,146,506.21
2. Expenditures		
Construction	\$	30,867,254.19
Services	\$	18,992,686.61
Materials, Equipment & Supplies	\$	98,836,839.66
TOTAL ANNUAL EXPENDITURES	\$	148,696,780.46
TOTAL (Payroll + Expenditures)	\$	406,843,286.67
3. 189th Airlift Wing		
TOTAL 189th AIRLIFT WING	\$	62,362,478.00
GRAND TOTAL	\$	469,205,764.67

Quick Facts:

Personnel:

6,300	- Military Members
1,400	- Civilians both DoD and contractors
53,000	- Retirees Supported
246,000	- Veterans in Arkansas

Aircraft:

"Home of C-130 Combat Airlift" – Combat-focused operators and the Formal Training Unit.
Approximately 58 C-130H/J aircraft are on the flight line at any given time

Fiscal:

7th largest employer in the state of Arkansas
Local economic impact of approx. \$469 million
7,809 jobs on-base
1,800 students trained annually

Community Support:

In 1952, the local community raised over \$800,000 to purchase and donated the 6,100 acres that Little Rock AFB sits on today. Since it first opened its gates in October 1955, the base and community have enjoyed a prosperous symbiotic relationship. With numerous mission changes to include reconnaissance, strategic bombing, nuclear missiles and tactical airlift, the community support has ensured the Airmen were always supported. With unwavering assistance, the base will continue to succeed largely in part to the local citizens.

Team Little Rock - Total Force:

Air Mobility Command (lead), Air Education & Training Command, Air National Guard, Air Force Reserve Command, Air Combat Command, US Army, US Marine Corps and foreign partners.

Indirect Job Creation

Estimate of Number & Dollar Value

Type of Personnel	Base Jobs	Multiplier*	Indirect Jobs
Active Duty	4,150	0.41	1701
Reserve/Trainee	2,221	0.16	355
Civil Service Employees	642	0.55	353
Other Civilian	796	0.55	438
TOTAL	7,809		2,847

Estimated Indirect Jobs Created: 2847

**Average Annual Pay: \$42,530.00

Estimated Annual Dollar Value of Jobs Created: \$121,082,910.00

Data Sources:

**Average Annual Pay: Current tables for Average Pay Levels in Metropolitan Areas and Annual Pay, by State and Industry are accessible at : <http://www.bls.gov/oes/current/oesrema.htm>

*Multipliers are specific to each base - the LRAFB multipliers above have been used for both FY13 - FY15 EIA reports Multiplier LMI Economic Impact Database, Installations and Indirect/Induced Job Multipliers, Feb 1995.